






Residential Photovoltaic Energy Storage System,  
the state-of-art intelligent power solution

# STORION SERIES SMILE5



## ✓ Key Features

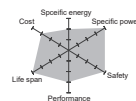
- S**elf sufficient
- M**odular battery
- I**ntelligent control
- L**ong lifespan
- E**ssential load protected
- 5** kW system

-  **Fast response**
-  **Light load threshold**
-  **UPS enabled**
-  **IP65 outdoor rated**
-  **24/7 Monitoring**



### Real-time Monitoring

All systems can be monitored  
by **Web and IOS/Android APP**.



### Safest Chemistry

AlphaESS adapts Li-phosphate for its  
excellent safety and long life span.



product  
design award 2018



reddot design award 2018

## About AlphaESS

As one of the earliest pioneers in energy storage market with lithium iron technology, AlphaESS has a vision to pave the path for everyone in the world to enjoy clean energy one day.

We are a multinational company that currently has more than 10'000 residential and commercial systems running in 30 countries globally and our products are accredited by IEC, TÜV, CEC and many other international standards.

All AlphaESS energy systems are integrated with smart energy management solutions. AlphaESS is committed to revolutionize the future energy network through our patented German technologies.



Official Website



Scan to download  
APP(IOS/Android)



Twitter



FaceBook

## System Configuration

Model	Storion-SMILE5
Nominal Output Power	5000 W / 4600 W (DE)
Max. Input PV Power	6600 W
Capacity Range	5.7 kWh ~ 34.4 kWh (90% DoD)
Battery Chemistry	LFP (LiFePO <sub>4</sub> )
IP Protection	IP65
Warranty	5 year product warranty / 10 year performance warranty

## Inverter Technical Specification

Model	SMILE5-INV		
Max. Input PV Current	2 x 12 A	Backup	UPS
Max. Input PV Voltage	580 Vdc	Display	LCD
MPPT Number	2	Communication	Ethernet
MPPT Voltage Range	125 V ~ 550 V	Operating Temperature Range	-10°C ~ 50°C*
Max. Charge Power	5 kW	Humidity	15% ~ 85% (No Condensing)
Max. Discharge Power	5 kW	Dimensions (W x D x H)	600 mm x 250 mm x 600 mm
Phase	Single-Phase	Weight	60 kg
Output Voltage	180 ~ 270 Vac	Grid Regulation	VDE-AR-N 4105, VDE 0126-1-1, AS 4777.2/3, CEI 0-21: 2014, G59/3
Grid Frequency	50/60 Hz	Safety	IEC 62109-1&-2

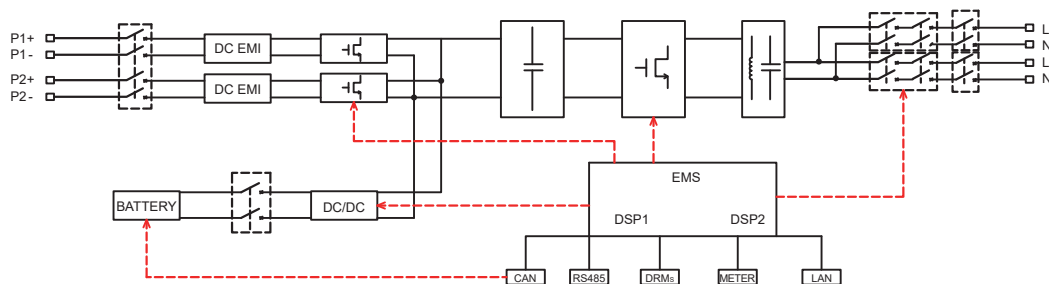
## Battery Technical Specification

Module Model	SMILE5-BAT
Module Capacity	5.7 kWh
Module Weight	65 kg
Module Dimension	600 mm x 250 mm x 600 mm
Max. Modules in Parallel	6
Max. Charge/Discharge Current	0.5 C
Cycle Life	≥ 6000

\* When the temperature is below 0°C or above 40°C, the performance will be limited.



## SMILE5 System Diagram



Headquarter: Alpha ESS Co., Ltd.

+86 (0) 513 806 068 91

info@alpha-ess.com

www.alpha-ess.com

Jiuhua Road 888, Nantong High-Tech Industrial Development Zone, Nantong City, 226300

Germany: Alpha ESS Europe GmbH

+49 (0) 6103 / 459 160-1

europe@alpha-ess.de

www.alpha-ess.de

Paul-Ehrlich-Straße 1a, 63225 Langen, Hessen

Australia: Alpha ESS Australia PTY. Ltd.

+61 (0) 402 500 520 (Sales)

+61 1300 968 933 (Technical Support)

australia@alpha-ess.com

www.alpha-ess.com.au

Suite 2, Level 1, 530 Botany Road, Alexandria, NSW, 2015

Italy: Alpha ESS Italy S.r.l.

+39 (0) 599 239 50

info@alpha-ess.it

www.alpha-ess.it

Via Loda, 17-41013 Castelfranco Emilia(MO)